

Interior luminaire for surface or pendant mounting with or without uplight.

Sheetmetal housing with RAL 9010 textured white paint. Plastic endcaps. Microprism with diffuser in eloxated aluminium frame.

Ceiling version :
Connection at ends or centre of fixture.
Fixing with keyhole.

Pendant and uplight version:
As standard with adjustable suspension wire with halogen-free cable 2.4 m with earthed plug. Version available with separated down-/uplight (ST).

Dimmable version (TDC) equipped with Dali dimmable driver, push-button control and corridor function.
Pendant version equipped with 5-wire cable.

AirC:
Sensorsystem with daylightcontrol, programmable with app. The sensor can also communicate wireless with several other sensors. Also possible to integrate wireless switches. Can be fitted with sensor and pull-cord switch.

Lifetime L80 Ta25 100 000h (B50)
MacAdams 3 SDCM CRI: >80

IP 20 | CE 

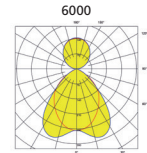
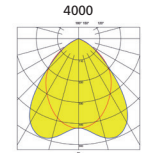

Pendant with uplight




Adjustable wire suspension




Accessory	Art no.	E-no.
Rails for 600 T-section with slide screws	9 552 18	70 143 72
M6 clips for T-section	9 552 08	-
Switch AirC SwitchDim 1 pole	9 688 20	79 852 54




Ceiling

Type	Lumen 830	Art no. 830	E-no.	Lumen 840	Art no. 840	E-no.	L	W	H	c/c	Power	Weight
OfficeLED 4000 MP	3630	1 555 10	70 179 46	3780	1 555 11	70 179 47	1193	101	73	1140	37	3,6
OfficeLED 4000 MP TDC *	3630	1 555 20	70 179 48	3780	1 555 21	70 179 49	1193	101	73	1140	37	3,6
OfficeLED 4000 MP AirC * 	3630	1 547 72	70 179 50	3780	1 547 73	70 179 51	1193	101	73	1140	37	3,7

Pendant

Type	Lumen 830	Art no. 830	E-no.	Lumen 840	Art no. 840	E-no.	L	W	H	c/c	Power	Weight
OfficeLED P 4000 MP	3630	1 555 30	70 179 52	3780	1 555 31	70 179 53	1193	101	73	1140	37	3,6
OfficeLED P 4000 MP TDC *	3630	1 555 40	70 179 54	3780	1 555 41	70 179 55	1193	101	73	1140	37	3,6
OfficeLED P 4000 MP AirC 	3630	1 547 74	70 179 56	3780	1 547 75	70 179 57	1193	101	73	1140	37	3,7

Pendant uplight

Type	Lumen 830	Art no. 830	E-no.	Lumen 840	Art no. 840	E-no.	L	W	H	c/c	Power	Weight
OfficeLED 6000 MP	5810	1 555 50	70 179 58	6040	1 555 51	70 179 59	1193	101	73	1140	54	4
OfficeLED 6000 MP TDC *	5810	1 555 60	70 179 60	6040	1 555 61	70 179 61	1193	101	73	1140	54	4
OfficeLED 6000 MP AirC * 	5810	1 547 76	70 179 62	6040	1 547 78	70 179 63	1193	101	73	1140	54	4,1

Pendant uplight or downlight with separate switch

Type	Lumen 830	Art no. 830	E-no.	Lumen 840	Art no. 840	E-no.	L	W	H	c/c	Power	Weight
OfficeLED 6000 MP ST	5810	1 555 70	70 179 64	6040	1 555 71	70 179 65	1193	101	73	1140	54	4
OfficeLED 6000 MP ST TDC*	5810	1 555 80	70 179 66	6040	1 555 81	70 179 67	1193	101	73	1140	54	4

* Equipped with amplitude-dimmable driver for DALI, push-button control and corridor function.