

Recessed systemluminaire that is designed for easy fitting in an unbroken continuous line.

Description:

Outer and inner part of extruded aluminium. White powdercoated RAL 9016 as standard.

Louvre:

Microspmatic (MP) alt. opalic (OP) diffuser lifted into the housing.

Mounting:

The luminaire is placed in the suspended ceiling's T-profile, spliced with guidepins and fitted together with an eccentric lock. Start and end luminaires are equipped with endcaps. Assembly other than in T-profile on request.

Connection:

The first luminaire is equipped with a 2m 5-wire cable and a free end. Built-in throughwiring 5x1.5mm² with quick connectors.


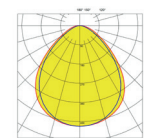

Control:

TDC: Amplitudedimming för Touch-dim, DALI and possibility for Corridorfunction.

Alternative models:

Alternative lightcolours for example 865, CRI 90 and tunable white (TW).

Lifespan L80 Ta25 70000h (B50)
MacAdam 3 SDCM CRI: >80 | CE



Accessories	Art no.	E-no
Endcap InMY 10mm	9 555 10	70 193 62
Endcap InMY 10-250mm	9 555 11	70 193 63
2m connectingcable 5-wire with a free end	9 555 14	70 193 66

Length 561 mm

Type	Lumen 830	Art no 830	E no.	Lumen 840	Art no 840	E no.	L	W	H	Power	Weight
InMY 1000 OP TDC	1140	1 803 03	70 193 15	1180	1 803 11	70 193 45	561	95	70	9	2,4
InMY 1000 MP TDC	1010	1 803 07	70 193 44	1050	1 803 15	70 193 46	561	95	70	9	2,4

Length 842 mm

Type	Lumen 830	Art no 830	E no.	Lumen 840	Art no 840	E no.	L	W	H	Power	Weight
InMY 1500 OP TDC	1710	1 803 83	70 193 58	1780	1 803 91	70 193 60	842	95	70	14	3
InMY 1500 MP TDC	1520	1 803 87	70 193 59	1580	1 803 95	70 193 61	842	95	70	14	3

Length 1122 mm

Type	Lumen 830	Art no 830	E no.	Lumen 840	Art no 840	E no.	L	W	H	Power	Weight
InMY 2000 OP TDC	2270	1 803 23	70 193 48	2370	1 803 31	70 193 50	1122	95	70	19	3,3
InMY 2000 MP TDC	2020	1 803 27	70 193 49	2110	1 803 35	70 193 51	1122	95	70	19	3,3

Length 2245 mm

Type	Lumen 830	Art no 830	E no.	Lumen 840	Art no 840	E no.	L	W	H	Power	Weight
InMY 4000 OP TDC	4550	1 803 63	70 193 53	4740	1 803 71	70 193 55	2245	95	70	38	6,5
InMY 4000 MP TDC	4050	1 803 67	70 193 54	4210	1 803 75	70 193 56	2245	95	70	38	6,5

* Equipped with amplitude-dimmable driver for DALI, push-button control and corridor function.