



Luminaire for recessed mounting.

White painted galvanised housing and frame RAL 9016. Opal plate developed for LED.

Fit to 600 modular ceiling with T-profile.

The distance between light apertures is equal, also when mounted with a T-profile between the luminaires.

As standard with Halogen-free 2.5 m cable with earthed plug. Dimmable version (TDC) is equipped with 2.5 m 5-wire cable.

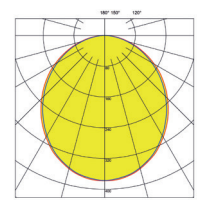
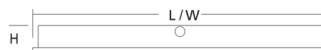
Amplitudedimming on TDC version, touch-dim or Dali, also has integrated corridor function. Ballast located inside fixture.

IP44 rated when fitted in ceiling.



**AirC:**  
Sensorsystems with daylightcontrol that can be programmed via app. The sensor can also communicate wirelessly with more sensors. Wireless switches can be integrated in this system.



Lifespan L80 Ta25 50000h (B50)  
MacAdam 3 SDCM CRI: >80

IP 44 / 20 | CE 



Accessories	Art no.	E no.
Switches AirC SwitchDim 1 polig	9 688 20	79 852 54

Type	Lumen	Art no.	E no.	L	W	H	Power	Weight
InVoid 1500 830	1520	1 563 01	70 137 87	595	595	52	15	3
InVoid 1500 840	1580	1 563 02	70 137 88	595	595	52	15	3
InVoid 1500 830 TDC *	1520	1 563 03	70 137 89	595	595	52	15	3
InVoid 1500 840 TDC *	1580	1 563 04	70 137 90	595	595	52	15	3
InVoid 1500 830 AirC * 	1520	1 563 13	70 178 53	595	595	52	15	3
InVoid 1500 840 AirC * 	1580	1 563 14	70 178 54	595	595	52	15	3

Type	Lumen	Art no.	E no.	L	W	H	Power	Weight
InVoid 3000 830	3070	1 563 05	70 137 91	595	595	52	27	3,5
InVoid 3000 840	3190	1 563 06	70 137 92	595	595	52	27	3,5
InVoid 3000 830 TDC *	3070	1 563 07	70 137 93	595	595	52	27	3,5
InVoid 3000 840 TDC *	3190	1 563 08	70 137 94	595	595	52	27	3,5
InVoid 3000 830 AirC * 	3070	1 563 15	70 178 55	595	595	52	27	3,5
InVoid 3000 840 AirC * 	3190	1 563 16	70 178 56	595	595	52	27	3,5

\* Equipped with amplitude-dimmable driver for DALI, push-button control and corridor function.